














LAND USE DESIGNATIONS

	GC GENERAL COMMERCIAL		PR PARK RESERVE
	D DOWNTOWN COMMERCIAL		AIP AIRPORT INDUSTRIAL PARK
	GI GENERAL INDUSTRIAL		CG (COUNTY) COMMERCIAL GENERAL
	RL RESIDENTIAL LIMITED		SR (COUNTY)
	RG RESIDENTIAL GENERAL		MG (COUNTY) INDUSTRIAL GENERAL
	RC RESIDENTIAL COMMERCIAL		A-A AIRPORT APPROACH
	OVERLAY ZONE		

