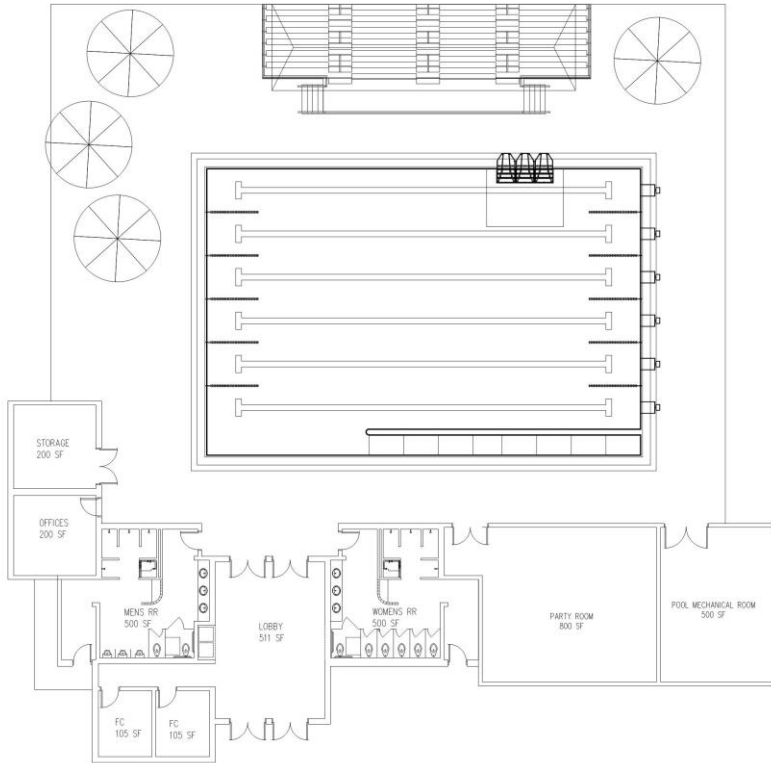




Councilman · Hunsaker
AQUATICS FOR LIFE

City of John Day
Aquatic Center Study
November 2018

OPTION 1



INDOOR FEATURES

- Lobby
- Locker Rooms
- Family Restrooms
- Classroom/Party Room
- Storage

AQUATIC ELEMENTS

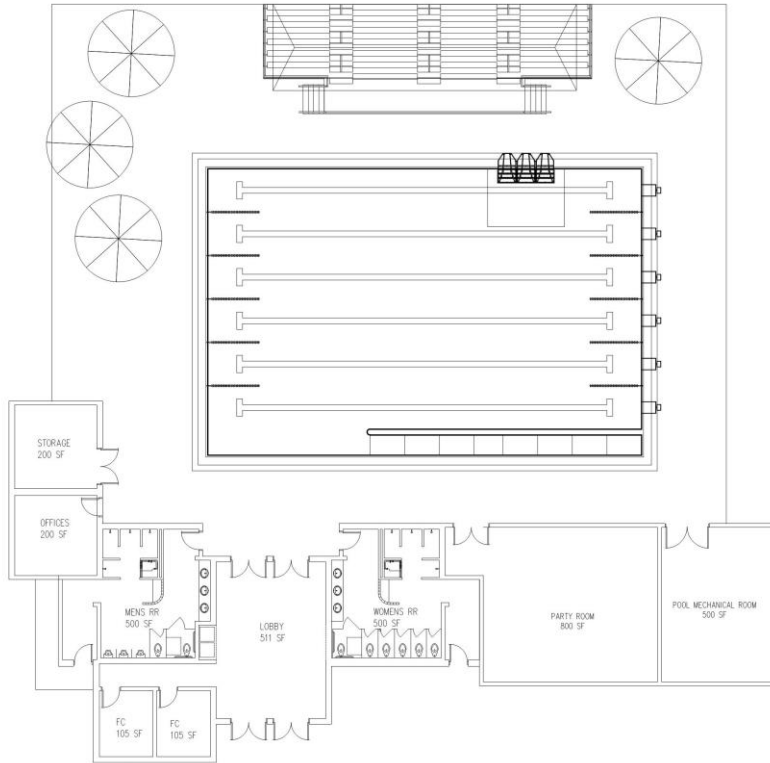
3,670 SQ. FT. TRAINING POOL

- 6 – 25 Yard Lap Lanes
- Ramp Entry
- Spectator seating for approx. 200

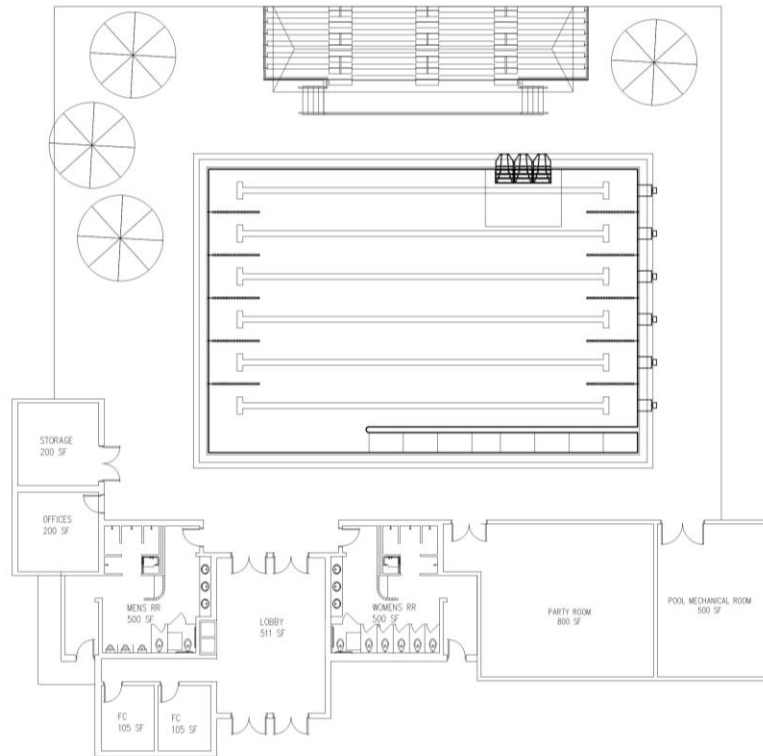
COST: \$4.3M



OPTION 1



OPINION OF PROJECT COST: OPTION 1			
Description	Unit	Amount	Opinion of Cost
Offices/Support Spaces		3,421	\$1,079,344
Lobby	Sq. Ft.	511	
Offices	Sq. Ft.	200	
Family Changing	Sq. Ft.	210	
Locker Rooms	Sq. Ft.	1,000	
Pool Mechanical Room	Sq. Ft.	500	
Pool Storage	Sq. Ft.	200	
Classroom/Party Room	Sq. Ft.	800	
Aquatic Center		3,668	\$1,145,072
6 Lane Competition Pool	Sq. Ft.	3,668	
Climbing Wall	Allowance	1	
Support		11,004	\$291,322
Outdoor Deck	Sq. Ft.	7,336	
Fence	Linear Ft.	420	
Overhead Lighting	Sq. Ft.	11,004	
Shade Structures	Quantity	8	
Efficiency		684	\$136,840
Circulation and Walls (20%)	Sq. Ft.	684	
Unit		Sq. Ft.	Opinion of Cost
Site Construction Costs (landscaping, drainage, walks)			\$440,160
Total Construction Costs		Sq. Ft.	15,109
Furniture, Fixtures, Equipment			\$150,000
Subtotal			\$3,242,738
Preliminary Design Contingency		10.0%	\$324,274
Inflation (1 Year)		10.0%	\$324,274
Indirect Costs		10.0%	\$356,701
Total Estimated Project Costs:			\$4,247,986
Say			\$4,300,000



Phase/Area

No. Date Description

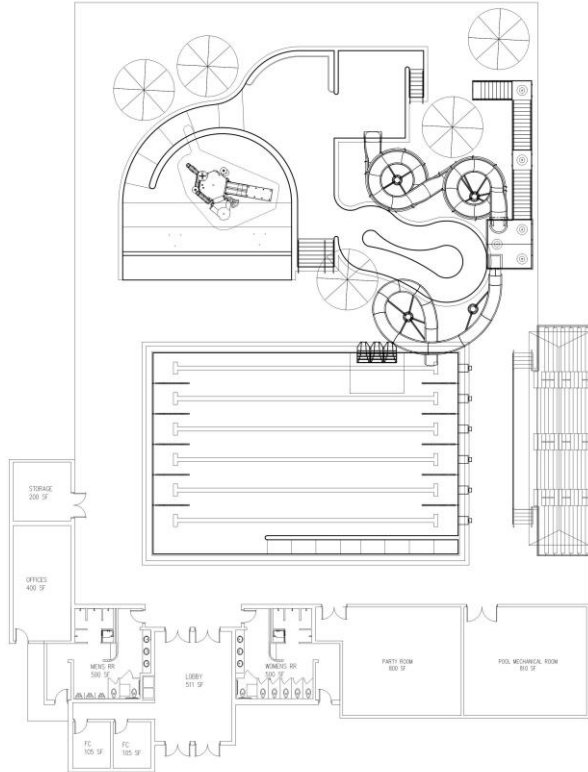
Record:

All drawings and written material appearing herein constitute the original and unpublished work of the consultant, may be used only in connection with the project for which they were prepared, and may not be used, duplicated or disclosed without the prior written consent of the consultant.

DATE: SCALE:

DRAWN BY: CHECKED BY:

OPTION 3



INDOOR FEATURES

- Lobby
- Locker Rooms
- Family Restrooms
- Classroom/Party Room
- Meet Management
- Storage

AQUATIC ELEMENTS

3,670 SQ. FT. TRAINING POOL

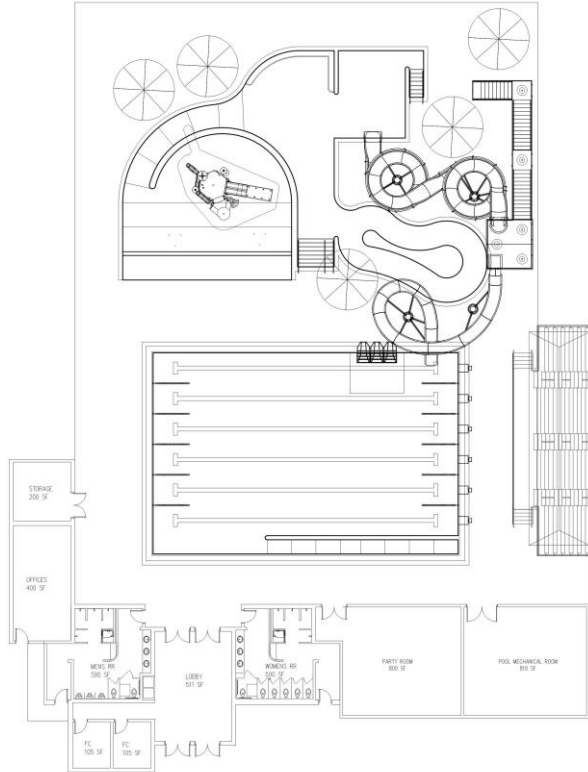
- 6 – 25 Yard Lap Lanes
- Spectator seating for approx. 200

3,151 SQ. FT. RECREATION POOL

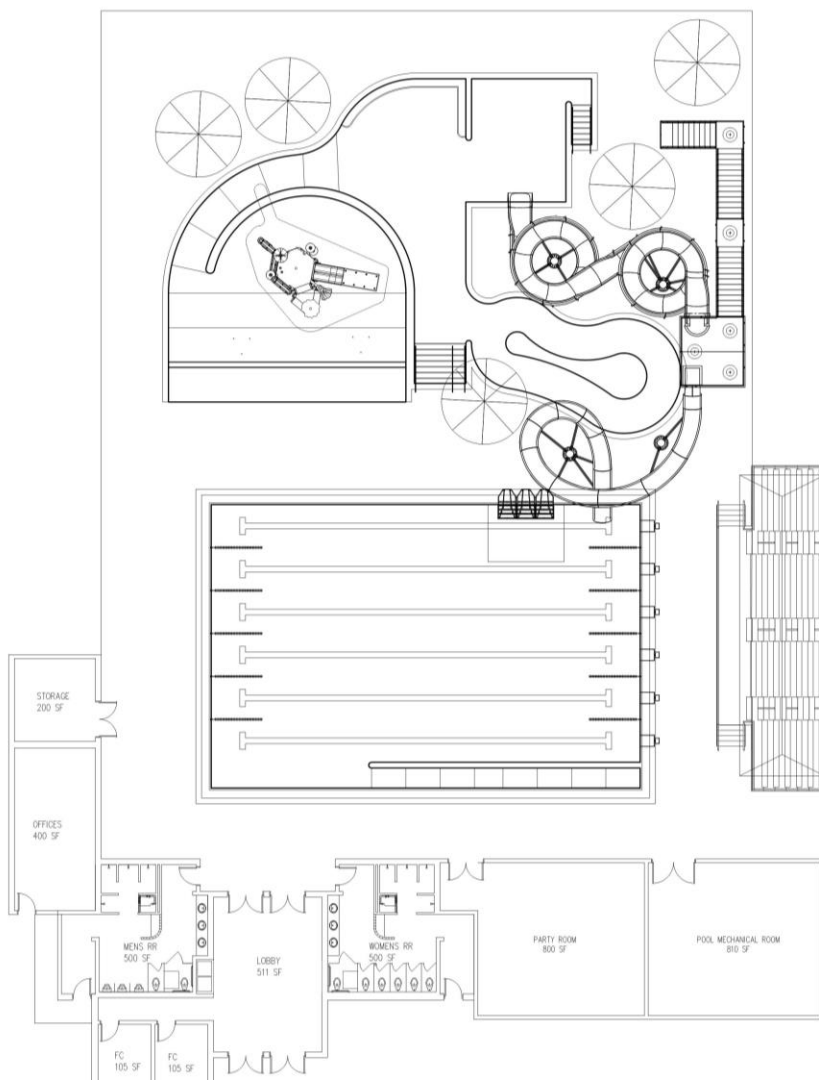
- Zero Entry with Play Structure
- Drop Slide and Flume Slide
- Current Channel



OPTION 3



OPINION OF PROJECT COST: OPTION 3			
Description	Unit	Amount	Opinion of Cost
Offices/Support Spaces		3,961	\$1,211,184
Lobby	Sq. Ft.	511	
Offices	Sq. Ft.	270	
Office storage	Sq. Ft.	130	
Family Changing	Sq. Ft.	210	
Locker Rooms	Sq. Ft.	1,000	
Pool Mechanical Room	Sq. Ft.	840	
Pool Storage	Sq. Ft.	200	
Classroom/Party Room	Sq. Ft.	800	
Aquatic Center		6,819	\$2,678,808
6 Lane Competition Pool	Sq. Ft.	3,668	
Climbing Wall	Allowance	1	
Leisure Pool	Sq. Ft.	3,151	
Play Structure	Allowance	1	
Current Channel	Allowance	1	
Slide	Allowance	1	
Support		20,457	\$449,568
Outdoor Deck	Sq. Ft.	13,638	
Fence	Linear Ft.	572	
Overhead Lighting	Sq. Ft.	20,457	
Shade Structures	Quantity	8	
Efficiency		792	\$158,440
Circulation and Walls (20%)	Sq. Ft.	792	
Unit		Sq. Ft.	Opinion of Cost
Site Construction Costs (landscaping, drainage, walks)			\$818,280
Total Construction Costs	Sq. Ft.	25,210	5,316,280
Furniture, Fixtures, Equipment			\$150,000
Subtotal			\$5,466,280
Preliminary Design Contingency	10.0%		\$546,628
Inflation (1 Year)	10.0%		\$546,628
Indirect Costs	10.0%		\$601,291
Total Estimated Project Costs:			\$7,160,826
Say			\$7,200,000



COUNSILMAN • HUNSAKER
 ph: 314.894.1245 • www.chh2o.com

Phase/Issue

No. Date Description

Record

All drawings and written material appearing herein constitute the original and unpublished work of the consultant, may be used only in connection with the project for which they were prepared, and may not be used, duplicated or disclosed without the prior written consent of the consultant.

DATE: SCALE:

DRAWN BY: CHECKED BY:

CAPACITY

	Option 1	Option 3
WET-SIDE CAPACITY		
Training (Available 25-Yard Lanes)		
Outdoor Lap	6	6
Total	6	6
Estimated Training Holding Capacity	30	30
Daily Training Capacity	90	90
Spectator Seating (Square Feet)	600	600
Spectator Seating Capacity	200	200
Recreation (Surface Area Sq. Ft.)		
Outdoor Lap	3,668	3,668
Outdoor Leisure	0	3,151
Total	3,668	6,819
Shallow Water	2,934	5,455
Deep Water	734	1,364
Estimated Recreation Holding Capacity	125	232
Daily Recreation Holding Capacity	312	580
Total Holding Capacity	155	262
Total Daily Facility Capacity	402	670



EXPENSES

	Option 1	Option 3
Expenses	\$350K - \$400K	\$450K - \$500K
Cost Recovery	60% - 80%	60% - 80%

