






SITE PLAN - OPTION 2
1/8" = 1'-0"



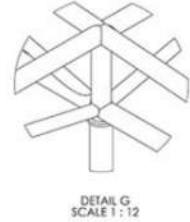
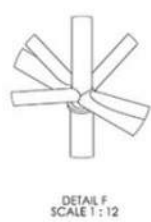

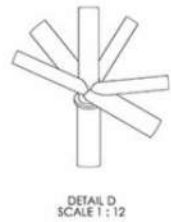
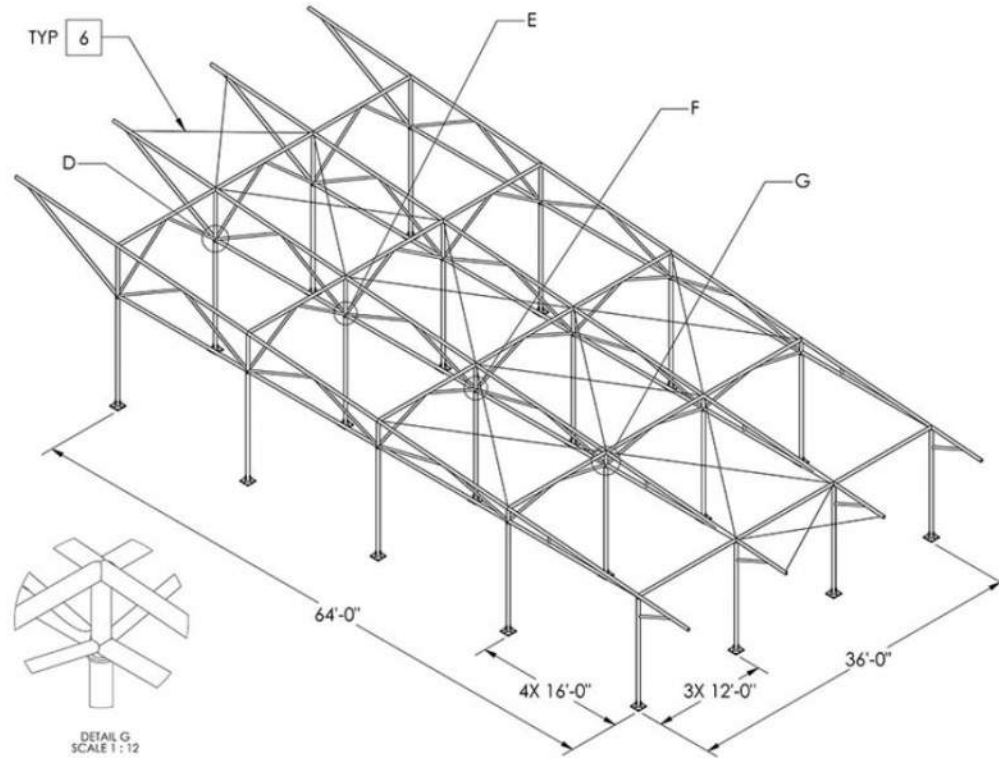






NOTES: UNLESS SPECIFIED OTHERWISE.

- | | |
|---|-----------------------------------|
| 1 | 3.5" SCH 40 A53 GR. B STEEL PIPE. |
| 2 | 3" SCH 40 A53 GR. B STEEL PIPE. |
| 3 | 3" XXS/XXH A53 GR. B STEEL PIPE. |
| 4 | 2" SCH 40 A53 GR. B STEEL PIPE. |
| 5 | 2" XS/XH A53 GR. B STEEL PIPE. |
| 6 | 3/4" A36 STEEL ROD. |
- ALL COLUMNS 3.5" SCH 40 A53 GR. B STEEL PIPE.
 - THROAT OF WELDS ON COPED PIPE TO BE EQUAL TO OR GREATER THAN MINIMUM THICKNESS OF THINNEST PIPE WALL.
 - FILLET WELD SIZE TO BE EQUAL OR GREATER THAN MINIMUM THICKNESS OF MEMBER IN WELD JOINT. REFER TO AISC SPECIFICATIONS FOR STRUCTURAL STEEL BUILDINGS (AISC 360-10), SECTION J2.2.
 - ALL BUTT WELDS TO BE COMPLETE JOINT PENETRATION.



TYPICAL NODE DETAIL



Pit Stop Food Cart Pod | John Day, OR

Precedent Images – Container Canopy