

# Online Store



Overview

## Overview



Apr 21, 2020 - May 20, 2020

Website

Items

Orders

Marketing

Insights

**Overview**

Traffic

Site Activity

Sources

Sales

Item

Abandoned Cart

Coupons

Marketing

Emails

Automations

Photo Studio


Settings

COVID-19 tips

- We changed the way we count unique visitors to more closely match the way Google Analytics does it. This could result in lower unique visitor counts and page views for your site. [Learn more](#)


### Unique Visits

# 25



### Page Views

# 86



### Avg. Pages Per Unique Visit


# 0.267

# Online Store




Sales

\$214.61




Orders

12



Conversion Rate

13.95%

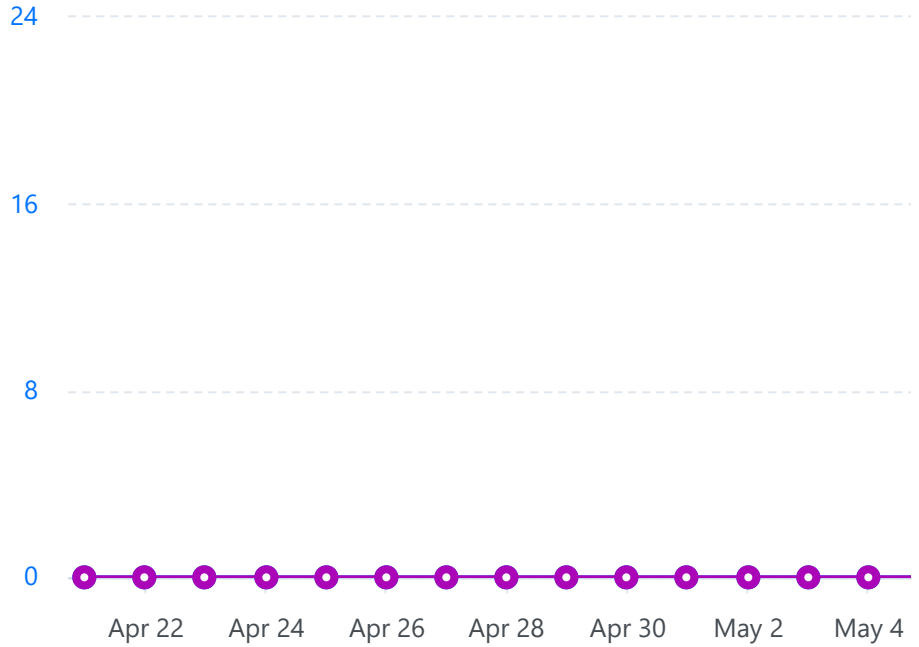


## Compare your data

Unique Visit

Sales

Include previous period



### Explore your Sales

**Conversions**

**13.95% 29.07% \$2.50**

Conversion Rate	Cart Conversion Rate	Sales Per Visit
13.95%	29.07%	\$2.50

**Abandoned Carts**

**\$0.00**

Recovered Sales

**Top Items by Sales**

Basil (Whole Plant)  
\$60.00  
-

Cherry Tomatoes  
\$48.00  
-

# Online Store



Slicer Tomatoes

\$41.86

-



Butterhead lettuce

\$19.50

-